



**Isle of Man
Government**

Reiltys Ellan Vannin

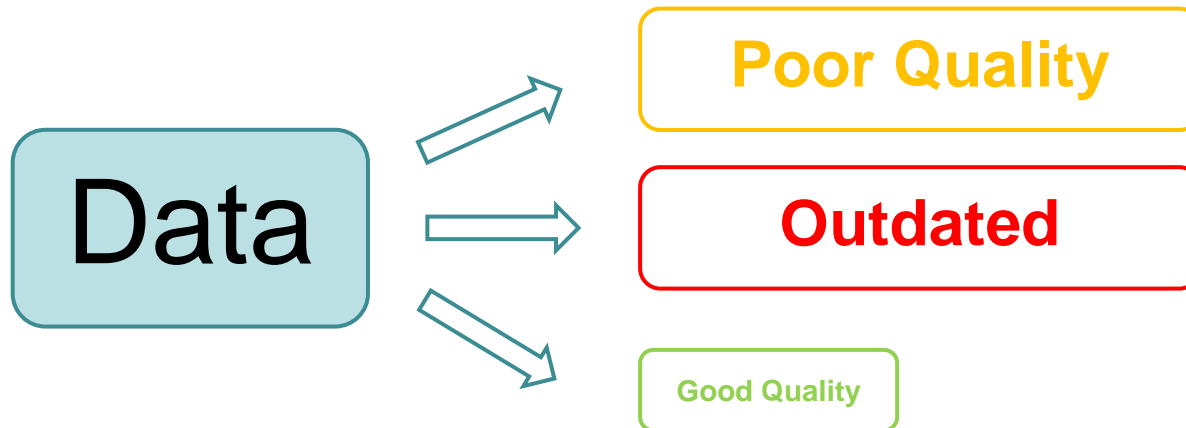


A Public Health Outcomes Framework for the Isle of Man

Madeleine Sayle
Senior Public Health Intelligence Analyst

Background

- ❑ **2012** Public Health Isle of Man – No Intelligence function
- ❑ **2015** Data gathering and collection process began



Background

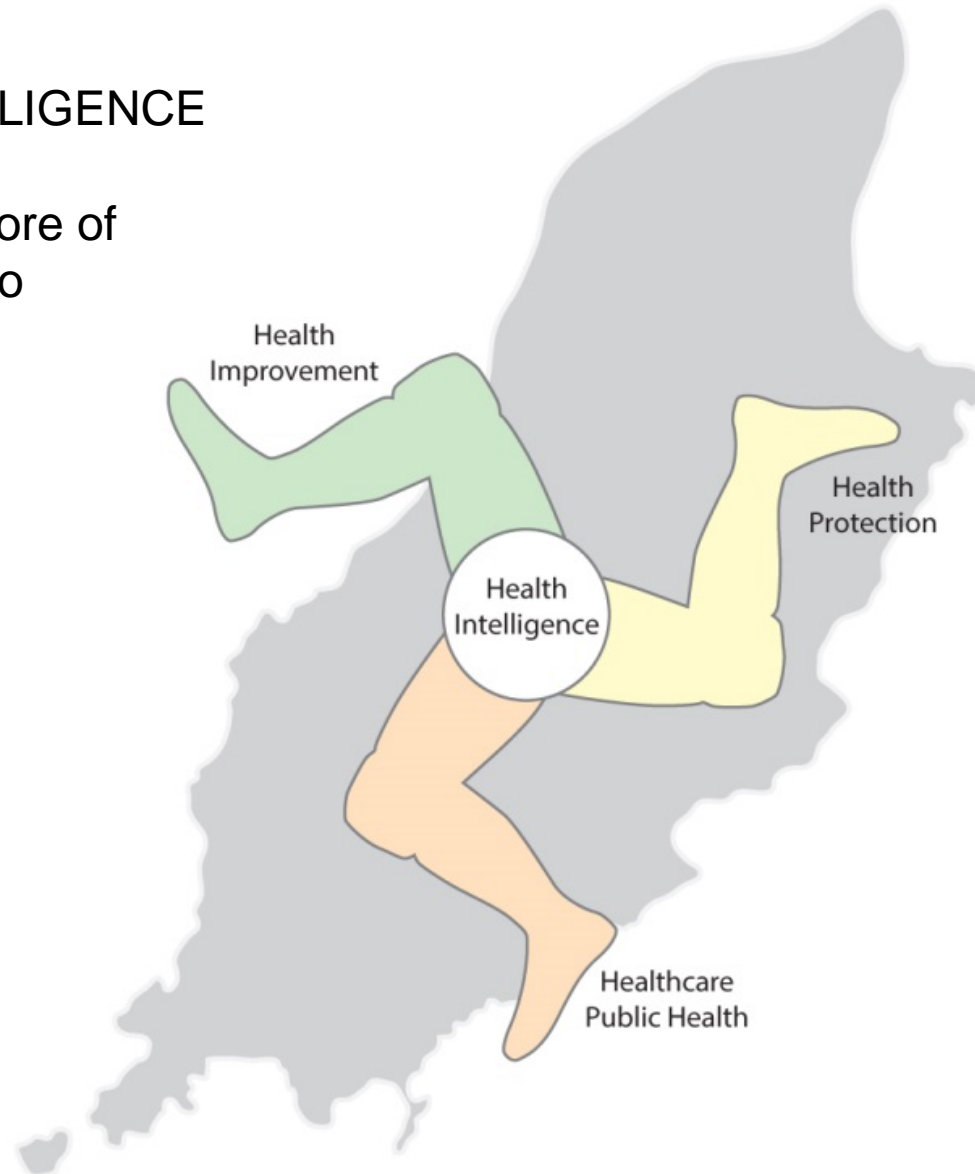
Health Intelligence should:

- Assess, measure and describe health and wellbeing, as well as health risks, health needs and health outcomes for the population of the Isle of Man
- This is done by collecting, analysing and interpreting health-related data into meaningful information
- This is used to indicate areas of health and wellbeing where the Isle of Man could improve
- Health Intelligence informs action and enables the monitoring and evaluation of outcomes

Background

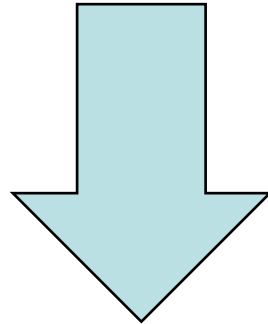
HEALTH INTELLIGENCE

Should be the core of everything we do



Decision Making

So...where do we start?



Public Health Outcomes Framework
(PHOF)

Why PHOF?

- ❑ Data available
- ❑ Clear methodology
- ❑ Public Health England – established, respected
- ❑ Ability to benchmark ourselves



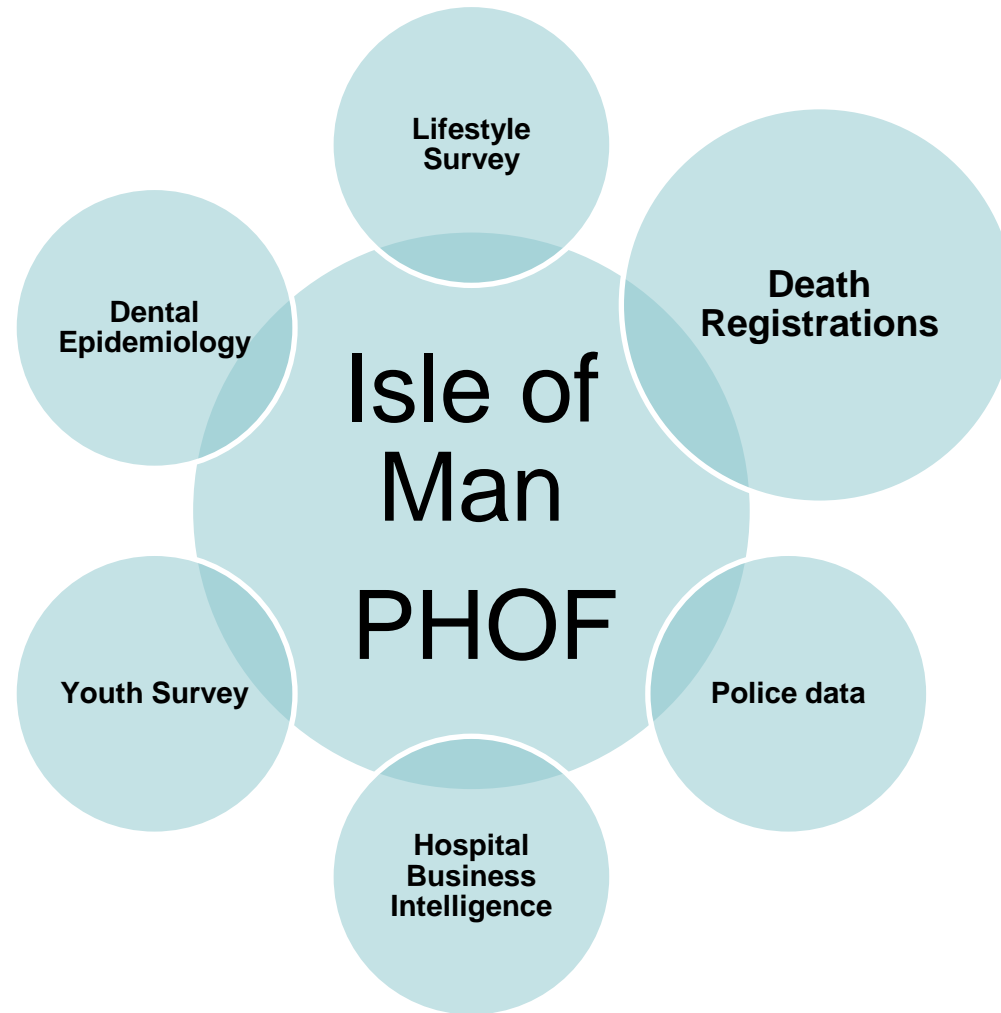
How?

- ❑ JSNA development group

- ❑ Which indicators do you choose?
 - Around 160 indicators/sub-indicators
 - What data did we have already?
 - Easy wins

- ❑ How did we stop it being ‘infotainment’?
 - Infographics
 - Turning numbers into narrative

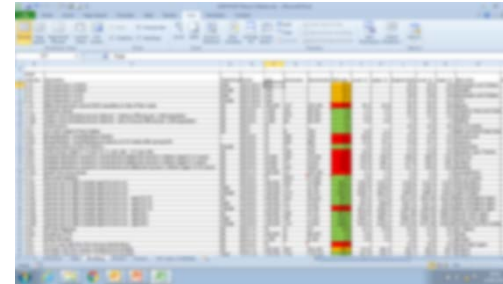
Data Sources



Current Situation

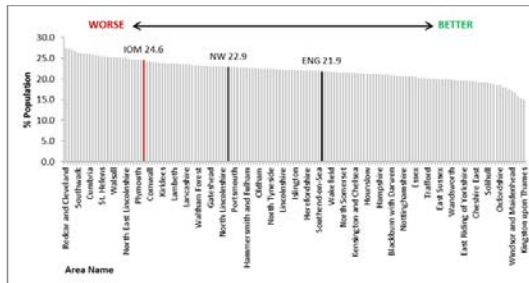
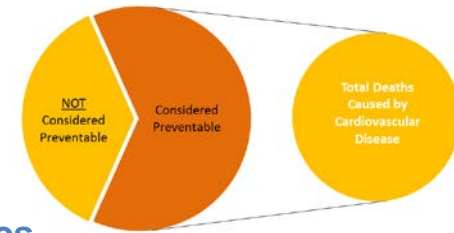
Data

Tartan rug



Information

Benchmarking




Knowledge

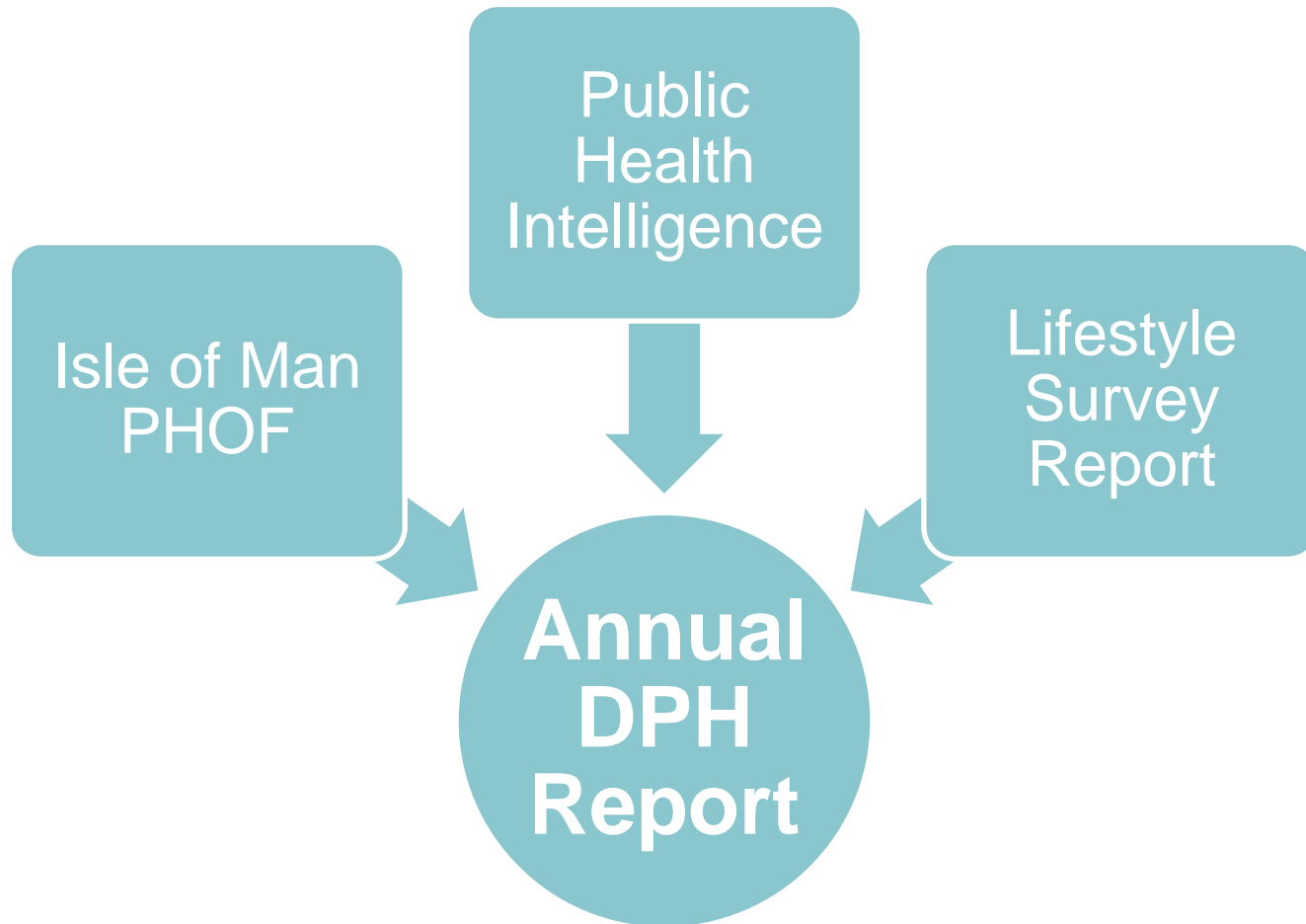
Infographics

Intelligence

Narrative



What's Next?



Next Steps

- ❑ Health and Lifestyle survey results
- ❑ Update with new census numbers
- ❑ “Phase 2” PHOF
 - Expansion of indicators
 - Fully published
- ❑ Using to drive strategy
 - JSNA Development group is made up of CEOs from across Government so word is spreading
 - Therefore CEO buy-in
- ❑ Cross-government and wider

How can we keep improving?

- ❑ Pool data regularly
 - Quarterly/annual updates

- ❑ Find a suitable peer group for benchmarking
 - Adding in comparisons with islands

- ❑ Health and Lifestyle survey feed
 - In-depth analysis on risk factors
 - Future surveys picking out 'topical' themes

- ❑ 'Something' that can be online and readily available for comparisons

Any Questions?



Contact:

Madeleine Sayle, Senior Public Health Intelligence Analyst

Dr Henrietta Ewart, Director of Public Health

Public Health Directorate

Department of Health and Social Care

Isle of Man Government

Email: publichealth.dh@gov.im

Web: www.gov.im/publichealth



@publichealthiom
